

**RUSH
WITT &
WILSON**



**Flat 3, 84 Sea Road, Bexhill-On-Sea, East Sussex TN40 1JL
£199,000**

A very spacious and bright first floor two bedroom Victorian apartment with beautiful sea views, sun balcony, gas central heating system, modern kitchen, bathroom with separate cloakroom, VACANT POSSESSION, westerly facing communal gardens, excellent location for town centre; seafront and mainline railway station to London. Viewing comes highly recommended by RWW sole agents.



Communal Entrance Hallway

Leading to first floor.

Private Entrance Hall

Double radiator, built in airing cupboard.

Cloakroom

WC with low level flush, wall mounted wash hand basin, tiled splashbacks, single radiator.

Living Room/Dining Room

20'4 x 13'8 (6.20m x 4.17m)

Large bay window to the easterly elevation, with beautiful sea views, double radiator, gas fire.

Kitchen

13'5 x 5'2 (4.09m x 1.57m)

Modern fitted kitchen comprising a range of handleless base and wall units with straight edge worktops, composite single drainer sink unit with mixer tap, washing machine, electric oven and grill with ceramic hob, fridge/freezer, large window to the front elevation, double radiator.

Bedroom One

12'2 x 12'10 (3.71m x 3.91m)

Window overlooks the westerly elevation, double radiator.

Bedroom Two

7'9 x 9'7 (2.36m x 2.92m)

Window to the rear elevation, single radiator.

Inner Hallway

Linen cupboard with slatted shelving.

Bathroom

Suite comprising walk in shower with wall mounted electric shower unit, controls and showerhead, pedestal mounted wash hand basin, single radiator, built in boiler cupboard housing modern gas central heating and domestic hot water boiler.

Outside**Communal Rear Garden**

Westerly facing, mainly laid to lawn, bin store, with mature shrubbery, trees and plants of various kinds.

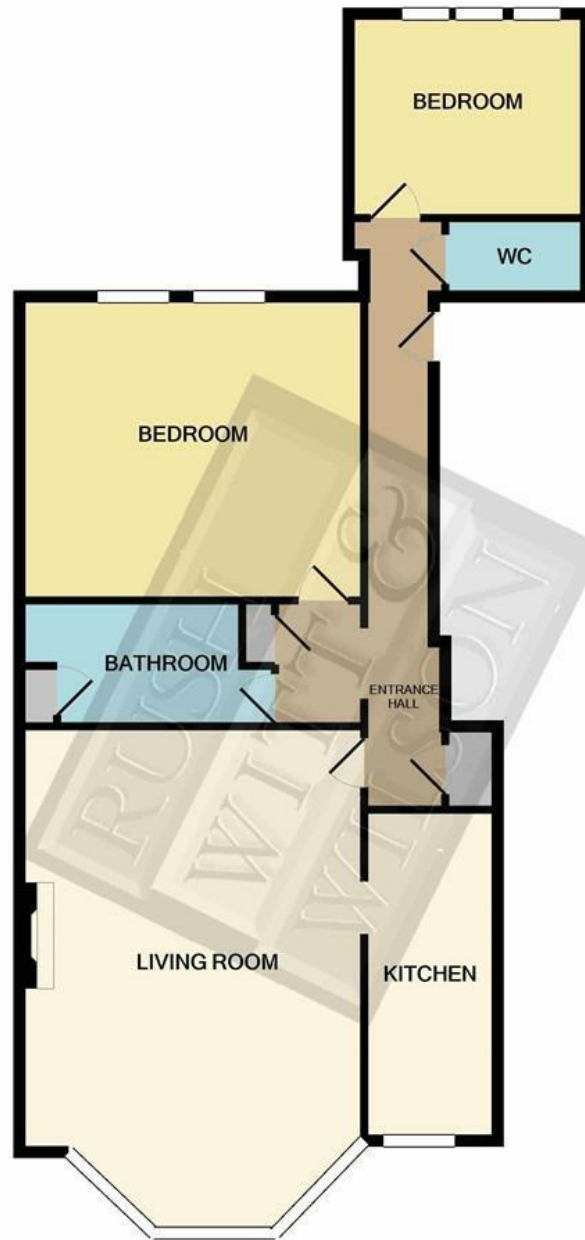
Lease And Maintenance

125 years from 1983, 86 years remaining. Service charge approximately £1500 p/a.

Agents Note

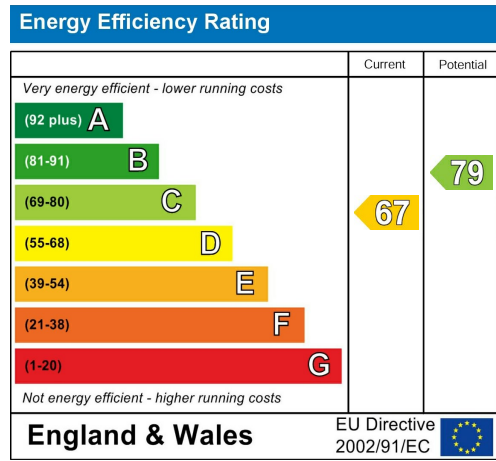
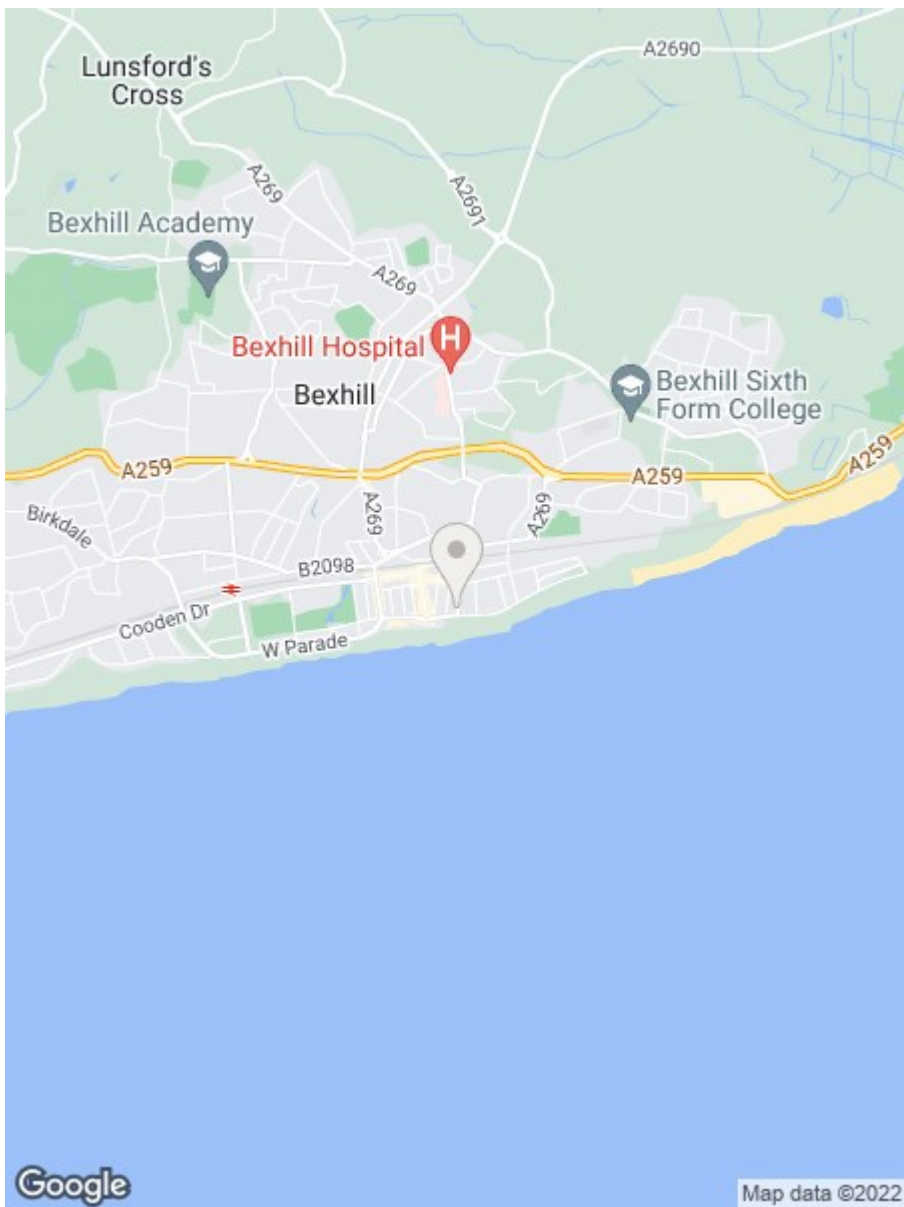
None of the services or appliances mentioned in these sale particulars have been tested. It should also be noted that measurements quoted are given for guidance only and are approximate and should not be relied upon for any other purpose.





TOTAL APPROX. FLOOR AREA 746 SQ.FT. (69.3 SQ.M.)

Whilst every attempt has been made to ensure the accuracy of the floor plan contained here, measurements of doors, windows, rooms and any other items are approximate and no responsibility is taken for any error, omission, or mis-statement. This plan is for illustrative purposes only and should be used as such by any prospective purchaser. The services, systems and appliances shown have not been tested and no guarantee as to their operability or efficiency can be given
Made with Metropix ©2021



**RUSH
WITT &
WILSON**

**Residential Estate Agents
Lettings & Property Management**



**3 Devonshire Road
Bexhill-on-Sea
East Sussex
TN40 1AH
Tel: 01424 225588
bexhill@rushwittwilson.co.uk
www.rushwittwilson.co.uk**